

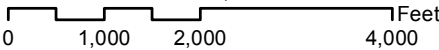


Legend

-  Active NPDES Outfall
-  Treatment Plant



1 inch = 2,000 feet



**Duquesne Wastewater
Active NPDES Outfall Locations
Allegheny County, Pennsylvania**

TO BE USED FOR REFERENCE ONLY
Although every effort has been made to ensure the accuracy of the information, errors and conditions originating from physical sources to develop the information may be reflected in the data supplied.