



2022 Annual
**WATER QUALITY
REPORT**

CENTRAL DIVISION | Fayette and Surrounding Counties
PWSID: KY0340250

**QUALITY. ONE MORE WAY
WE KEEP LIFE FLOWING.**



**KENTUCKY
AMERICAN WATER**

WE KEEP LIFE FLOWING®

What is a Consumer Confidence Report (CCR)

Once again, we proudly present our Annual Water Quality Report, also referred to as a Consumer Confidence Report (CCR). CCRs let consumers know what contaminants, if any, were detected in their drinking water as well as related potential health effects. CCRs also include details about where your water comes from and how it is treated. Additionally, they educate customers on what it takes to deliver safe drinking water and highlight the need to protect drinking water sources.

We are committed to delivering high quality drinking water service. To that end, we remain vigilant in meeting the challenges of source water protection, water conservation, environmental compliance, sustainability and community education while continuing to serve the needs of all our water users.

This report contains important information about your drinking water. Translate it, or speak with someone who understands it at 1-800-678-6301.

Este informe contiene información muy importante sobre su agua potable. Tradúzcalo o hable con alguien que lo entienda bien al 1-800-678-6301.

Ntawm no yog ib co lus qhia tseem ceeb heev txog koj cov dej seb huv npaum li cas. Yog tias koj xav tau kev pab txhais cov lus qhia no, thov hu rau peb ntawm 1-800-678-6301.

這是關於您的水質的十分重要的資訊。如果您需要幫助翻譯此資訊請致電 **1-800-678-6301** 與我們聯繫。

आपके पानी की गुणवत्ता के बारे में यह बहुत महत्वपूर्ण सूचना है। यदि इस सूचना के अनुवाद के लिए आपको सहायता की जरूरत हो, तो कृपया **1-800-678-6301** र हमें काल करें।

Это очень важная информация о качестве Вашей воды. Если Вам требуется перевод этой информации, позвоните нам по телефону 1-800-678-6301.

Ito ay isang napakahalagang impormasyon tungkol sa kalidad ng iyong tubig. Kung iyong kailangan ng tulong sa pagsalin ng impormasyon na ito, mangyaring tumawag sa amin sa 1-800-678-6301.

Đây là thông tin rất quan trọng về chất lượng nước của quý vị. Nếu quý vị cần thông dịch thông tin này, xin gọi chúng tôi theo số 1-800-678-6301.

TABLE OF CONTENTS

What is a Consumer Confidence Report	2
A message from our President	3
Mark of Excellence	4
About Your Drinking Water Supply	5
What are the Sources of Contaminants?	6
Protecting Your Drinking Water Supply	7
About Lead	8
Important Information About Your Water	9
Water Quality Results	10
Definitions of Terms Used in Document	11
Water Quality Results: Detailed Tables	12-15
Steps to Save Water	16
About Us	17
Contact Us	18

A message from **Kentucky American Water's President**



Kathryn Nash
President, Kentucky
American Water

Dear Kentucky American Water Customer,

Having access to safe, reliable water service is something that can be easily taken for granted. At Kentucky American Water, it's our top priority.

I am pleased to share with you our 2022 Consumer Confidence Report, which is a testament to the hard work and dedication of our employees. As you read through this information, you will see that we continue to supply high quality drinking water service to keep your life flowing.

We monitor and test your water at multiple points throughout our process of drawing it from its source, treating it to meet drinking water standards, and distributing it through our pipeline systems. In fact, we test for about 100 regulated contaminants as required by state and federal drinking water standards.

QUALITY: We take water quality so seriously that all three of our water treatment plants have been nationally recognized with Directors Awards from the U.S. Environmental Protection Agency's (EPA) Partnership for Safe Water program for surpassing federal and state drinking water standards. We remain committed to protecting our sources of drinking water. We utilize advanced technology and detection methods that are paving the way for source water protection across the country.

SERVICE: Last year, we invested \$40 million to upgrade our water and wastewater treatment and pipeline systems in the communities we serve. These investments allowed us to improve water quality, water pressure and service reliability for our customers.

VALUE: While costs to provide water service continue to increase across the country, our investments help us provide high quality water service that remains an exceptional value for such an essential service.

We hope our commitment to you and our passion for water shine through in this report detailing the source and quality of your drinking water in 2022. We will continue to work to keep your life flowing – today, tomorrow and in the future.

We're proud to be your local water service provider,

A handwritten signature in black ink that reads "Kathryn" with a checkmark at the end.

Kathryn Nash
Kentucky American Water

This report contains important information about your drinking water. Translate it or speak with someone who understands it at 1-800-678-6301, Monday-Friday, 7 a.m. to 7 p.m.



ATTENTION: Landlords and Apartment Owners

Please share a copy of this notice with your tenants. It includes important information about their drinking water quality.

Mark of Excellence



EVERY STEP OF THE WAY.

Our team monitors and tests your water at multiple points throughout our process of drawing it from its source, treating it to meet drinking water standards, and distributing it through our pipeline systems. **In fact, American Water performs over one million tests annually for about 100 regulated contaminants, nationwide.**



EXPERTISE. RECOGNIZED AT THE HIGHEST LEVEL.

American Water is an expert in water quality testing, compliance and treatment and has established industry-leading water testing facilities. Our dedicated team of scientists and researchers are committed to finding solutions for water quality challenges and implementing new technologies. American Water is recognized as an industry leader in water quality and works cooperatively with the EPA so that drinking water standards and new regulations produce benefits for customers and public water suppliers. American Water has earned awards from the EPA's Partnership for Safe Water as well as awards for superior water quality from state regulators, industry organizations, individual communities, and government and environmental agencies.



WATER QUALITY. DOWN TO A SCIENCE.

Our team also has access to American Water's Central Laboratory in Belleville, Illinois, which conducts sophisticated drinking water testing and analysis. American Water scientists refine testing procedures, innovate new methods, and set new standards for detecting potentially new contaminants—even before regulations are in place.



MAINTAINING QUALITY FOR FUTURE GENERATIONS.

Just as Kentucky American Water is investing in research and testing, we also understand the importance of investing in the infrastructure that provides high-quality water service to you. Last year alone, **we invested approximately \$40 million to improve our water and wastewater treatment and pipeline systems.**

NOT JUST MEETING DRINKING WATER STANDARDS— SURPASSING THEM.

The EPA regulates about 100 potential contaminants and sets stringent standards for each one. **Kentucky American Water takes water quality so seriously that:**

All 3 of our water treatment plants, Kentucky River Station, Richmond Road Station, and Kentucky River Station II, have been nationally recognized with Directors Awards from the EPA's Partnership for Safe Water program for surpassing federal and state drinking water standards.





About Your Drinking Water Supply

WHERE YOUR WATER COMES FROM

The drinking water supply for **Kentucky American Water's Central Division** is surface water from pools 3 and 9 of the Kentucky River as well as the Jacobson Reservoir. The Kentucky River passes south of Lexington then flows north past Owen County to the Ohio River. Jacobson Reservoir is located in south-central Fayette County. This surface water provides the primary source of drinking water produced by our three water treatment plants.


The Kentucky Division of Water approved a **Source Water Assessment and Protection Plan** for Kentucky American Water. This plan focuses on potential sources of contamination for the water supplies used by Kentucky American Water.

The Kentucky River is most vulnerable to contamination from agricultural runoff, which may include pesticides, nutrients and silt from croplands, and substances resulting from the presence of animals on pasturelands.

Jacobson Reservoir is most vulnerable to urban stormwater runoff, which may include heavy metals from paved areas, nutrients, pesticides and organics (e.g., yard waste) from lawn care. Industrial and construction runoff in urban areas may include silts, synthetic chemicals, and metals. A copy of the completed Source Water Assessment and Protection Plan may be viewed by calling our Customer Service Center at 800-678-6301.

Learn more about local waterways at:
<https://mywaterway.epa.gov/>

The Kentucky River Station, Richmond Road Station, and Kentucky River Station II are capable of reliably producing up to a combined total of 85 million gallons of water per day (MGD). Our treatment processes are designed to protect human health by reducing contaminant concentrations to levels well below what might cause health concerns.



YOU CAN BE INVOLVED IN MATTERS THAT AFFECT YOUR WATER

Kentucky American Water welcomes your comments and questions regarding your water. To provide feedback on decisions that may affect the quality of your water, for questions about your water or this report, or to obtain additional copies of this report, please call our Customer Service Center at 800-678-6301 or 859-269-2386 ext 6 for Bob Money, Manager, Water Quality and Environmental Compliance.

As a customer of a utility regulated by the Kentucky Public Service Commission, you have the opportunity to participate in periodic public hearings regarding Kentucky American Water. For more information about this process, please refer to the Public Service Commission website at <http://psc.ky.gov/> or call 800-772-4636.



What are the Sources of Contaminants?

To provide tap water that is safe to drink, EPA prescribes regulations which limit the amount of certain contaminants in water provided by public water systems. U.S. Food and Drug Administration (FDA) regulations establish limits for contaminants in bottled water which must provide the same protection for public health.

Drinking water, including bottled water, may reasonably be expected to contain at least small amounts of some contaminants. The presence of contaminants does not necessarily indicate that water poses a health risk. More information about contaminants and potential health effects can be

obtained by calling the Environmental Protection Agency's Safe Drinking Water Hotline (800-426-4791).

The sources of drinking water (both tap water and bottled water) include rivers, lakes, streams, ponds, reservoirs, springs, aquifers and/or groundwater. As water travels over the surface of the land or through the ground, it dissolves naturally-occurring minerals and, in some cases, radioactive material, and can pick up substances resulting from the presence of animals or from human activity.

SPECIAL HEALTH INFORMATION

Some people may be more vulnerable to contaminants in drinking water than the general population. Immuno-compromised persons such as persons with cancer undergoing chemotherapy, persons who have undergone organ transplants, people with HIV/AIDS or other immune system disorders, some elderly, and infants can be particularly at risk from infections. These people should seek advice about drinking water from their health care providers. EPA/Centers for Disease Control and Prevention (CDC) guidelines on appropriate means to lessen the risk of infection by Cryptosporidium and other microbial contaminants are available from the Safe Drinking Water Hotline (800-426-4791).

CONTAMINANTS THAT MAY BE PRESENT IN SOURCE WATER INCLUDE:

Microbial Contaminants	such as viruses and bacteria, which may come from sewage treatment plants, septic systems, agricultural livestock operations, and wildlife.
Inorganic Contaminants	such as salts and metals, which can be naturally occurring or may result from urban storm water runoff, industrial or domestic wastewater discharges, oil and gas production, mining, or farming.
Pesticides and Herbicides	which may come from a variety of sources, such as agriculture, urban storm water runoff, and residential uses.
Organic Chemical Contaminants	including synthetic and volatile organic chemicals, which are by-products of industrial processes and petroleum production, and may also, come from gas stations, urban storm water runoff, and septic systems.
Radioactive Contaminants	which can be naturally occurring or may be the result of oil and gas production and mining activities.



Protecting Your Drinking Water Supply

Protecting drinking water at the source is an important part of the process to treat and deliver high quality water. It takes a community effort to protect our shared resources. This includes utilities, businesses, residents, government agencies, and organizations. Everyone who lives, works, and plays in the area has a role and stake in clean water supplies.

WHAT CAN YOU DO?

Quality drinking water starts upstream. Everyone can help maintain and improve drinking water supplies through the following actions:

- Properly dispose of pharmaceuticals, household chemicals, oils, and paints
- Materials can impact waterways if poured down the drain, flushed down the toilet, or dumped on the ground
- Check for leaks from automobiles and heating fuel tanks. Clean up any spills using an absorbent material like cat litter. Sweep up the material and put it in a sealed bag; check with the local refuse facility for proper disposal
- Clean up after your pets and limit the use of fertilizers and pesticides
- Take part in watershed activities

Report any spills, illegal dumping or suspicious activity to the Kentucky Department of Environmental Protection, Emergency Response Branch: 1-800-928-2380

WHAT ARE WE DOING?

Our priority is to provide reliable, quality drinking water service for customers. The source of supply is an important part of that mission. We work to understand and reduce potential risks to your drinking water supply by collaborating with regulators and community stakeholders.

Here are a few of the efforts underway to protect our shared water resources:



Community Involvement: We have a proactive public outreach program to help spread the word and get people involved. This includes school education, community education sponsorships, and other community activities.



Environmental Grant Program: Each year, we offer funding for innovative, community-based environmental projects that improve, restore or protect watersheds in our local communities.



Pharmaceutical Collection: We support the biannual Drug Take Back event and funded a drop box location at the Lexington Police Department lobby for residents to safely dispose of unwanted drugs for free. This helps keep pharmaceutical products from entering water supplies.

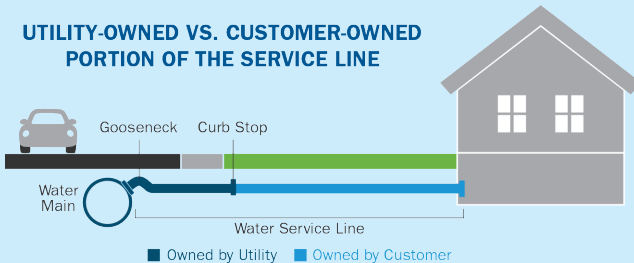


Backflow Prevention: This program safeguards the water supply by eliminating cross connections in our distribution system and ensuring the proper installation and maintenance of backflow prevention devices. These devices block the reverse flow of water from hazards originating on customers' properties and temporary connections from entering our water lines. Visit www.kentuckyamwater.com for more information or contact the Cross Connection Department at KAW.cc@amwater.com or 859-544-0903.

About Lead

If present, elevated levels of lead can cause serious health problems, especially for pregnant women and young children. Lead in drinking water is primarily from materials and components associated with service lines and home plumbing. American Water is responsible for providing high quality drinking water, but cannot control the variety of materials used in plumbing components. When your water has been sitting for several hours, you can minimize the potential for lead exposure by flushing your tap for 30 seconds to 2 minutes before using water for drinking or cooking. If you are concerned about lead in your water, you may wish to have your water tested. Information on lead in drinking water, testing methods, and steps you can take to minimize exposure is available from the Safe Drinking Water Hotline or at <http://www.epa.gov/safewater/lead>.

UTILITY-OWNED VS. CUSTOMER-OWNED PORTION OF THE SERVICE LINE



Please note: This diagram is a generic representation. Variations may apply.

The most common source of lead in tap water is from the customer's plumbing and their service line.

The utility-owned water mains are not made of lead; however, the water service line that carries the water from the water main in the street to your home could be. Homeowners' service lines may be made of lead, copper, galvanized steel or plastic. You can assess your service line material where it enters your home, typically in your basement, crawl space or garage, near the inlet valve.

MINIMIZING YOUR POTENTIAL EXPOSURE

You cannot see, smell or taste lead, and boiling water will not remove lead. Here are steps you can take to reduce your potential exposure if lead exists in your home plumbing.

CHECK YOUR PLUMBING AND SERVICE LINE

If you live in an older home, consider having a licensed plumber check your plumbing for lead. If your service line is made of lead, and you're planning to replace it, be sure to contact us at 1-800-678-6301.



1. Flush your taps. The longer the water lies dormant in your home's plumbing, the more lead it might contain. If the water in your faucet has gone unused for more than six hours, flush the tap with cold water for 30 seconds to two minutes before drinking or using it to cook. To conserve water, catch the running water and use it to water your plants.



2. Use cold water for drinking and cooking. Hot water has the potential to contain more lead than cold water. If hot water is needed for cooking, heat cold water on the stove or in the microwave.



3. Routinely remove and clean all faucet aerators.



4. Look for the "Lead Free" label when replacing or installing plumbing fixtures.



5. Follow manufacturer's instructions for replacing water filters in household appliances, such as refrigerators and ice makers, as well as home water treatment units and pitchers. Look for NSF 53 certified filters.



6. Flush after plumbing changes. Changes to your service line, meter, or interior plumbing may result in sediment, possibly containing lead, in your water supply. Remove the strainers from each faucet and run the water for 3 to 5 minutes.

Important Information About **Drinking Water**

CHLORAMINES

Chloramines are a Kentucky and federally approved alternative to free chlorine for water disinfection. Chloramines can reduce disinfection by-product formation and may help reduce concerns related to taste. Chloramines are also used by many American Water systems and many other water utilities nationally.

Chloramines have the same effect as chlorine for typical water uses with the exception that chloramines must be removed from water used in kidney dialysis and fish tanks or aquariums.

Treatments to remove chloramines are different than treatments for removing chlorine. Please contact your physician or dialysis specialist for questions pertaining to kidney dialysis water treatment. Contact your pet store or veterinarian for questions regarding water used for fish and other aquatic life.

CRYPTOSPORIDIUM

Cryptosporidium is a microbial pathogen found in surface water throughout the United States. Although filtration removes Cryptosporidium, the most commonly used filtration methods cannot guarantee 100 percent removal. Ingestion of Cryptosporidium may cause cryptosporidiosis, an abdominal infection. Symptoms of infection include nausea, diarrhea, and abdominal cramps. Most healthy individuals can overcome the disease within a few weeks. People with severely weakened immune systems have a risk of developing life-threatening illness. We encourage such individuals

to consult their doctor regarding appropriate precautions to take to avoid infection. Cryptosporidium must be ingested to cause disease, and it may be spread through means other than drinking water.

Current test methods do not allow us to determine if the organisms are dead or if they are capable of causing disease. Kentucky American Water began a second round of 24 consecutive months of monitoring for Cryptosporidium in our source waters in April 2015. Sample results were as follows:

- 2015: Cryptosporidium detected in 8 of our 27 source water samples with levels ranging from 0.089 to 0.390 oocysts per liter
- 2016: Cryptosporidium detected in 11 of our 36 source water samples with levels ranging from 0.087 to 2.3 oocysts per liter
- 2017: Cryptosporidium detected in 3 of our 9 source water samples with levels ranging from 0.089 to 0.744 oocysts per liter

Kentucky American Water's treatment processes are designed to remove Cryptosporidium from the water, but additional treatment options are being evaluated.





Water Quality Results

WATER QUALITY STATEMENT

We are pleased to report that during calendar year 2022, the results of testing of your drinking water complied with all state and federal drinking water requirements.

For your information, we have compiled the following tables showing the testing of your drinking water during 2022. The Kentucky Division of Water allows us to monitor for some contaminants less than once per year because the concentration of the contaminants does not change frequently. Some of our data, though representative, are more than one year old.

Definition of Terms that may appear in this report

Action Level: The concentration of a contaminant which, if exceeded, triggers treatment or other requirements which a water system must follow

Level 1 Assessment: A Level 1 assessment is a study of the water system to identify potential problems and determine (if possible) why total coliform bacteria have been found in our water system

Level 2 Assessment: A Level 2 assessment is a very detailed study of the water system to identify potential problems and determine (if possible) why an E. coli MCL violation has occurred and/or why total coliform bacteria have been found in our water system on multiple occasions

LRAA: Locational Running Annual Average

Maximum Contaminant Level (MCL): The highest level of a contaminant that is allowed in drinking water. MCLs are set as close to the MCLGs as feasible using the best available treatment technology

Maximum Contaminant Level Goal (MCLG): The level of a contaminant in drinking water below which there is no known or expected risk to health.

MCLGs allow for a margin of safety

Maximum Residual Disinfectant Level (MRDL): The highest level of a disinfectant allowed in drinking water. There is convincing evidence that addition of a disinfectant is necessary for control of microbial contaminants

Maximum Residual Disinfectant Level Goal (MRDLG): The level of a drinking water disinfectant below which there is no known or expected risk to health. MRDLGs do not reflect the benefits of the use of disinfectants to control microbial contaminants

MFL: Million fibers per liter

NA: Not applicable

N/A: No data available

ND: Not detected

Nephelometric Turbidity Units (NTU): A measurement of the clarity, or turbidity, of the water

pH: A measurement of acidity, 7.0 being neutral

picrouries per liter (pCi/L): Measurement of the natural rate of disintegration of radioactive contaminants in water

parts per billion (ppb): One part substance per billion parts water, or micrograms per liter (ug/L)

parts per million (ppm): One part substance per million parts water, or milligrams per liter (mg/L)

parts per trillion (ppt): One part substance per trillion parts water, or nanograms per liter (ng/L)

Public Water System Identification (PWSID): A unique identification number assigned to a public water system by their regulatory agency

RAA: Running Annual Average

Secondary Maximum Contaminant Level (SMCL): Secondary MCLs are set to protect the odor, taste, and appearance of drinking water

Treatment Technique (TT): A required process intended to reduce the level of a contaminant in drinking water

Variance and Exemptions: State or EPA permission not to meet an MCL or utilize a treatment technique under certain conditions

%: Percent

MEASUREMENTS

Parts Per Million



in a 10 gallon fish tank

Parts Per Billion



in a 10,000 gallon swimming pool

Parts Per Trillion



in 35 junior size Olympic pools

Water Quality Results

Kentucky American Water conducts extensive monitoring to determine if your water meets all water quality standards. The detections of our monitoring are reported in the following tables. While most monitoring was conducted in 2022, certain substances are monitored less than once per year because the levels do not change frequently. For help with interpreting the tables below, see the “Definition of Terms” on the previous page. Some unregulated substances are measured, but maximum contaminant levels have not been established by the government. These contaminants are shown for your information.

NOTE: Regulated contaminants not listed in these tables were not found in the treated water supply.

REGULATED SUBSTANCES - Collected at the Treatment Plant											
Substance (with units)	Year Sampled	Compliance Achieved	MCLG	MCL	Kentucky River Station		Richmond Road Station		Kentucky River Station II		Typical Source
					Highest Value	Range	Highest Value	Range	Highest Value	Range	
Antimony (ppb)	2022	Yes	6	6	ND	NA	0.5	NA	ND	NA	Discharge from petroleum refineries; fire retardants; ceramics; electronics; solder
Arsenic (ppb)	2022	Yes	NA	10	ND	NA	1	NA	ND	NA	Erosion of natural deposits; runoff from orchards; runoff from glass and electronics production wastes
Fluoride (ppm)	2022	Yes	4	4	0.72	NA	0.78	NA	0.74	NA	Erosion of natural deposits; water additive which promotes strong teeth; discharge from fertilizer and aluminum factories
Nitrate (ppm)	2022	Yes	10	10	0.11	NA	0.15	NA	0.75	NA	Runoff from fertilizer use; leaching from septic tanks, sewage; erosion of natural deposits

TURBIDITY - Monitored at the Treatment Plant											
Substance (with units)	Year Sampled	Compliance Achieved	MCLG	MCL	Kentucky River Station		Richmond Road Station		Kentucky River Station II		Typical Source
					Highest Value	Lowest Monthly % of Samples ≤ 0.3 NTU	Highest Value	Lowest Monthly % of Samples ≤ 0.3 NTU	Highest Value	Lowest Monthly % of Samples ≤ 0.3 NTU	
Turbidity (NTU)	2022	Yes	NA	TT	0.07	100%	0.09	100%	0.07	100%	Soil runoff

Turbidity: Turbidity is the clarity of water. It is measured as an indicator of water quality and the effectiveness of the filtration system. Compliance with the turbidity Treatment Technique (TT) is achieved when 95% of four-hour filtered water readings are 0.3 NTU or lower and no readings are greater than 1 NTU.

MAXIMUM CONTAMINANT LEVELS (MCLs) are set at very stringent standards. To understand the possible health effects described for many regulated contaminants, a person would have to drink 2 liters of water every day at the MCL for a lifetime to have a one-in-a-million chance of having the described health effect.

Water Quality Results

TREATMENT BYPRODUCTS PRECURSOR REMOVAL - Collected at the Treatment Plant

Substance (with units)	Year Sampled	Compliance Achieved	MCLG	MCL	Kentucky River Station		Richmond Road Station		Kentucky River Station II		Typical Source
					Lowest RAA	Range of Monthly Ratios	Lowest RAA	Range of Monthly Ratios	Lowest RAA	Range of Monthly Ratios	
Total Organic Carbon (ppm)	2022	Yes	NA	TT	1.01	0.65 to 1.48	1.40	1.00 to 2.27	1.82	1.17 to 2.94	Naturally present in the environment

Total Organic Carbon: Although the concentration listed is ppm, the values shown are ratios used to determine compliance. Compliance with the Treatment Technique (TT) requirement is based on the lowest running annual average (RAA) of monthly ratios of the treatment removal achieved compared to required removal. A minimum annual average ratio of 1.00 is required.

REGULATED SUBSTANCES - Collected in the Distribution System

Substance (with units)	Year Sampled	Compliance Achieved	MCLG	MCL	Highest Running Annual Average	Range Detected	Typical Source
Total Trihalomethanes (ppb)	2022	Yes	NA	80	47	15.2 to 78.0	By-product of drinking water disinfection
Haloacetic Acids (ppb)	2022	Yes	NA	60	39	1.9 to 46.7	By-product of drinking water disinfection
Chloramines (ppm)	2022	Yes	MRDLG 4	MRDL 4	2.86	0.52 to 3.89	Water additive used to control microbes
Chlorine (ppm)	2022	Yes	MRDLG 4	MRDL 4	0.73	0.34 to 1.21	Water additive used to control microbes

Total Trihalomethanes (TTHMs) and Haloacetic Acids (HAAs): Compliance based on the highest LRAA (locational running annual average) that is calculated quarterly. The highest quarterly LRAA is the measured value in the table.

Chloramines and Chlorine: A public water system is compliant with the MRDL if the running annual average of monthly averages of samples taken in the distribution system computed quarterly is less than or equal to the MRDL.

LEAD AND COPPER MONITORING PROGRAM - At least 50 tap water samples collected at customers' taps every 3 years

Substance (with units)	Year Sampled	Compliance Achieved	MCLG	Action Level	90 th Percentile	Range	Number of Homes Sampled	Homes Above Action Level	Typical Source
Lead (ppb)	2021	Yes	0	15	ND	ND to 2	59	0	Corrosion of household plumbing systems
Copper (ppm)	2021	Yes	1.3	1.3	0.095	ND to 0.253	59	0	Corrosion of household plumbing systems

Lead and Copper: Compliance is achieved when at least 90% of samples collected from water standing in contact with plumbing for at least 6 hours are below the Action Level.

Water Quality Results

ADDITIONAL WATER QUALITY PARAMETERS OF INTEREST - Water Leaving the Treatment Facility

Substance (with units)	Year Sampled	SMCL	Kentucky River Station		Richmond Road Station		Kentucky River Station II	
			Average	Range	Average	Range	Average	Range
Alkalinity (ppm as CaCO ₃)	2022	NA	82	25 to 170	97	46 to 135	93	44 to 134
Calcium (ppm)	2022	NA	28	21 to 35	47	44 to 49	41	38 to 43
Chloride (ppm)	2022	250	16	13 to 19	157	101 to 213	24	20 to 29
Fluoride (ppm)	2022	4	0.75	0.58 to 0.96	0.71	0.59 to 0.78	0.75	0.61 to 0.93
Iron (ppm)	2022	0.3	ND	ND	ND	ND	ND	ND
Magnesium (ppm)	2022	NA	17	NA	5	NA	11	NA
Manganese (ppm)	2022	0.05	ND	ND	ND	ND	ND	ND
pH	2022	NA	7.6	6.9 to 8.2	7.6	7.0 to 8.8	7.2	6.8 to 7.5
Sodium (ppm)	2022	NA	13.4	NA	58.2	NA	11.1	NA
Sulfate (ppm)	2022	250	62.6	39 to 86	17.5	17 to 18	45	43 to 47
Total Dissolved Solids (ppm)	2022	500	116	NA	452	NA	164	NA
Total Hardness (grains per gallon)	2022	NA	11	4 to 29	9	3 to 22	10	4 to 21
Total Hardness (ppm as CaCO ₃)	2022	NA	195	62 to 494	161	49 to 380	163	70 to 360

The substances listed above do not have a direct impact on the health of consumers. These commonly requested constituents are provided for informational purposes only. Some substances may have a Secondary Maximum Contaminant Level (SMCL), a non-mandatory water quality standard for parameters with no adverse health impacts. Levels above the SMCL may cause aesthetic, cosmetic, or technical effects.

Water Quality Results

PFAS MONITORING

Per- and polyfluoroalkyl substances (PFAS) are manufactured chemicals used in many household products including nonstick cookware (e.g., Teflon™), stain repellants (e.g., Scotchgard™), and waterproofing (e.g., GORE-TEX™). They are also used in industrial applications such as in firefighting foams and electronics production. There are thousands of PFAS chemicals, and they persist in the environment. Two well-known PFAS chemicals are perfluorooctanoic acid (PFOA) and perfluorooctane sulfonic acid (PFOS). These were phased out of production in the United States and replaced by hexafluoropropylene oxide-dimer acid (commonly known as GenX), perfluorobutane sulfonic acid (PFBS) and others.

Kentucky American Water has performed voluntary sampling to better understand occurrence of certain PFAS in drinking water sources. This sampling allows us to understand how our water compares against the non-enforceable Health Advisory Level set by U.S. EPA. Sampling also allows Kentucky American Water to be better prepared as U.S. EPA is currently developing drinking water standards for PFOA and PFOS. Additionally, in 2023, we will be sampling our drinking water for 29 PFAS chemicals through our participation in the U.S. EPA Unregulated Contaminant Monitoring Rule program, or UCMR. Through the UCMR program, water systems collect data on a group of contaminants that are currently not regulated in drinking water at the federal level. U.S. EPA uses this information when deciding if it needs to create new drinking water limits.

The science and regulation of PFAS and other contaminants is always evolving, and Kentucky American Water strives to be a leader in research and development. PFAS contamination is one of the most rapidly changing areas in the drinking water field. We have invested in our own independent research, as well as engaging with other experts in the field to understand PFAS occurrence in the environment. We are also actively assessing treatment technologies that can effectively remove PFAS from drinking water, because we believe that investment in research is critically important to addressing this issue.



American Water has a history of leading research to understand contaminants that can make their way through the environment. Our dedicated scientists work with leaders in the water community to develop methods to detect, sample, measure and address these contaminants. Because investment in research is critical to address PFAS, American Water actively assesses treatment technologies that can effectively remove PFAS from drinking water.

Lauren A. Weinrich, Ph.D.
Principal Scientist

UNREGULATED PERFLUORINATED COMPOUNDS

Substance (with units)	Year Sampled	Kentucky River Station	Richmond Road Station	Kentucky River Station II	Typical Source
Perfluorooctanoic Acid (PFOA) (ppt)	2021	ND	2.6	ND	Manufactured chemical(s); used in household goods for stain, grease, heat and water resistance
Perfluorooctanesulfonic Acid (PFOS) (ppt)	2021	ND	2.4	ND	

PFAS are not regulated in Kentucky. In 2022, U.S. EPA set health advisory levels for four PFAS chemicals – PFOA (0.004 ppt), PFOS (0.02 ppt), GenX (10 ppt), and PFBS (2,000 ppt). Based on current analytical methods, however, the health advisory levels for PFOA and PFOS are below the level of both detection (determining whether a substance is present) and quantitation (the ability to reliably determine how much of a substance is present). This means that it is possible for PFOA or PFOS to be present in drinking water at levels that exceed health advisories even if testing indicates no level of these chemicals. U.S. EPA is currently developing drinking water regulations for PFOA and PFOS that take these challenges into consideration and Kentucky American Water will take appropriate actions to meet any new regulations. Finally, PFAS chemicals are unique, so two PFAS chemicals at the same level typically do not present the same risk. Therefore, you should not compare the results for one PFAS chemical against the results of another. For more information on PFAS, please visit <https://www.epa.gov/pfas>



Every Drop Counts

Six Simple Steps to Save Water



Fix any leaking faucets.

One drop every 2 seconds from a leaky faucet wastes 2 gallons of water every day. That's water — and money — down the drain.



Don't let faucets run when brushing, shaving, or washing the dishes.

Just turning off the water while you brush can save 200 gallons a month.



Run washing machines and dishwashers only when they are full,

or select the properly-sized wash cycle for the current laundry load.



Install water-saving shower heads and faucet aerators

in the bathroom and kitchen (available at most home improvement stores and some supermarkets).



Don't wash your car at home.

A car wash uses much less water and often recycles it, too.



Turn off automatic lawn and garden sprinklers

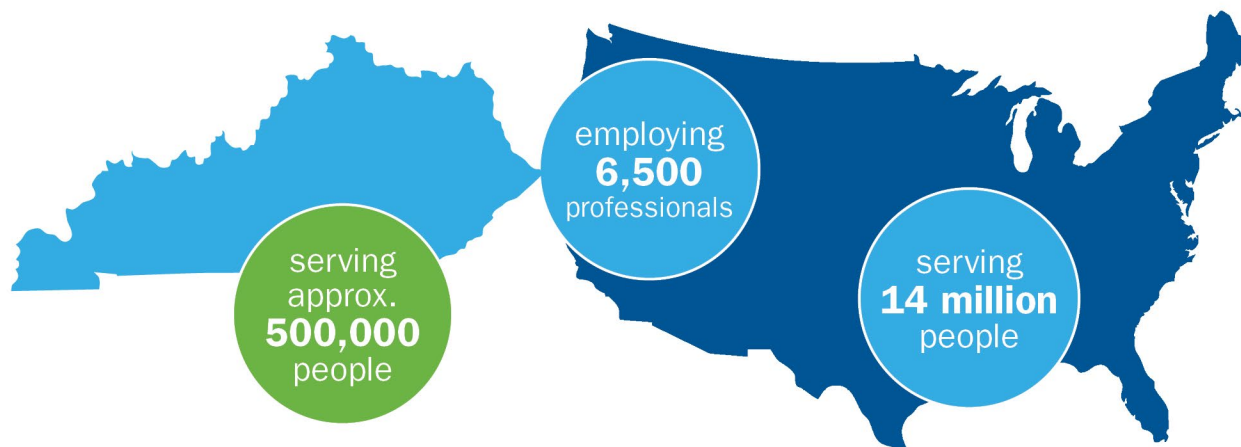
when it's raining outside and at the end of the growing season.



About Us

Kentucky American Water, a subsidiary of American Water, is the largest investor-owned water utility in the state, providing high-quality and reliable water and/or wastewater services to approximately half a million people. For more information, visit kentuckyamwater.com and follow us on Twitter, Facebook, Instagram and YouTube.

With a history dating back to 1886, **American Water (NYSE: AWK)** is the largest and most geographically diverse U.S. publicly traded water and wastewater utility company. The company employs approximately 6,500 dedicated professionals who provide regulated and regulated-like drinking water and wastewater services to an estimated 14 million people in 24 states. American Water provides safe, clean, affordable, and reliable water services to our customers to help keep their lives flowing.



KENTUCKY AMERICAN WATER FACTS AT A GLANCE

- **COMMUNITIES SERVED**
Portions of 14 counties
- **PEOPLE SERVED**
Approximately half a million (90.77% residential, 6.82% commercial, .02% industrial)
- **EMPLOYEES**
Approximately 151
- **TREATMENT FACILITIES**
Three surface water treatment facilities (average daily delivery is 40 million gallons per day (MGD)); five wastewater plants (0.74 MGD permitted capacity)
- **MILES OF PIPELINE**
2,333 miles of waterline and 27 miles of sewer pipe
- **STORAGE AND TRANSMISSION**
26 water storage facilities
18 water pumping stations
19 wastewater pumping stations
- **SOURCE OF SUPPLY**
98% surface water
2% purchased water
- **PARTNERSHIP FOR SAFE WATER AWARDS**
All 3 of our treatment plants have received Directors Awards from the Partnership for Safe Water

How to Contact Us

If you have any questions about this report, your drinking water, or service, please contact Kentucky American Water's Customer Service Center Monday to Friday, 7 a.m. to 7 p.m. at 1-800-678-6301.



WATER INFORMATION SOURCES

Kentucky American Water
www.kentuckyamwater.com

Kentucky Division of Water
<https://eec.ky.gov/Environmental-Protection/Water/Drinking/Pages/information-for-consumers.aspx>

United States Environmental Protection Agency
www.epa.gov/safewater

Safe Drinking Water Hotline
1-800-426-4791

Centers for Disease Control and Prevention
<https://www.cdc.gov/healthywater/>

American Water Works Association:
www.awwa.org

Water Quality Association
www.wqa.org

National Library of Medicine/National Institute of Health
www.nlm.nih.gov/medlineplus/drinkingwater.html

This report contains important information about your drinking water. Translate it, or speak with someone who understands it at 1-800-678-6301.

This report contains important information about your drinking water. Translate it, or speak with someone who understands it at 1-800-678-6301.

Este informe contiene información muy importante sobre su agua potable. Tradúzcalo o hable con alguien que lo entienda bien al 1-800-678-6301.

Ntawm no yog ib co lus qhia tseem ceeb heev txog koj cov dej seb huv npaum li cas. Yog tias koj xav tau kev pab txhais cov lus qhia no, thov hu rau peb ntawm 1-800-678-6301.

這是關於您的水質的十分重要的資訊。如果您需要幫助翻譯此資訊請致電 **1-800-678-6301** 與我們聯繫。

आपके पानी की गुणवत्ता के बारे में यह बहुत महत्वपूर्ण सूचना है। यदि इस सूचना के अनुवाद के लिए आपको सहायता की जरूरत हो, तो कृपया **1-800-678-6301** र हमें काल करें।

Это очень важная информация о качестве Вашей воды. Если Вам требуется перевод этой информации, позвоните нам по телефону 1-800-678-6301.

Ito ay isang napakahalagang impormasyon tungkol sa kalidad ng iyong tubig. Kung iyong kailangan ng tulong sa pagsalin ng impormasyon na ito, mangyaring tumawag sa amin sa 1-800-678-6301.

Đây là thông tin rất quan trọng về chất lượng nước của quý vị. Nếu quý vị cần thông dịch thông tin này, xin gọi chúng tôi theo số 1-800-678-6301.