



2023 Annual
**WATER QUALITY
REPORT**

THOUSAND OAKS

PWS ID: CA5610040

**QUALITY. ONE MORE WAY
WE KEEP LIFE FLOWING.**



**CALIFORNIA
AMERICAN WATER**

WE KEEP LIFE FLOWING®

What is a Consumer Confidence Report (CCR)

Once again, we proudly present our Annual Water Quality Report, also referred to as a Consumer Confidence Report (CCR). CCRs let consumers know what contaminants, if any, were detected in their drinking water as well as related potential health effects. CCRs also include details about where your water comes from and how it is treated. Additionally, they educate customers on what it takes to deliver safe drinking water and highlight the need to protect drinking water sources.

We are committed to delivering high quality drinking water service. To that end, we remain vigilant in meeting the challenges of source water protection, water conservation, environmental compliance, sustainability and community education while continuing to serve the needs of all our water users.

This report contains important information about your drinking water. Translate it, or speak with someone who understands it at 1-888-237-1333.

Este informe contiene información muy importante sobre su agua potable. Tradúzcalo o hable con alguien que lo entienda bien al 1-888-237-1333.

Ntawm no yog ib co lus qhia tseem ceeb heev txog koj cov dej seb huv npaum li cas. Yog tias koj xav tau kev pab txhais cov lus qhia no, thov hu rau peb ntawm 1-888-237-1333.

這是關於您的水質的十分重要的資訊。如果您需要幫助翻譯此資訊請致電 **1-888-237-1333** 與我們聯繫。

आपके पानी की गुणवत्ता के बारे में यह बहुत महत्वपूर्ण सूचना है। यदि इस सूचना के अनुवाद के लिए आपको सहायता की जरूरत हो, तो कृपया **1-888-237-1333** र हमें काल करें।

Это очень важная информация о качестве Вашей воды. Если Вам требуется перевод этой информации, позвоните нам по телефону 1-888-237-1333.

Ito ay isang napakahalagang impormasyon tungkol sa kalidad ng iyong tubig. Kung iyong kailangan ng tulong sa pagsalin ng impormasyon na ito, mangyaring tumawag sa amin sa 1-888-237-1333.

Đây là thông tin rất quan trọng về chất lượng nước của quý vị. Nếu quý vị cần thông dịch thông tin này, xin gọi chúng tôi theo số 1-888-237-1333.

TABLE OF CONTENTS

| | |
|--|-------|
| What is a Consumer Confidence Report | 2 |
| A message from our President | 3 |
| Mark of Excellence | 4 |
| About Your Drinking Water Supply | 5 |
| What are the Sources of Contaminants? | 6 |
| Protecting Your Drinking Water Supply | 7 |
| About Lead | 8 |
| Determining Your Service line Material | 9 |
| Important Information About Your Water | 10-11 |
| • Nitrate | |
| • Fluoride | |
| Water Quality Results | 12 |
| Definitions of Terms Used in Document | 13 |
| Water Quality Results: Detailed Tables | 14-17 |
| About Us | 18 |
| Contact Us | 19 |

A message from California American Water's President



KEVIN TILDEN

President
California American Water

Dear California American Water Customer,

At California American Water, our highest priority is making sure you can have confidence in the water you use to cook, bath, clean and serve your family. Most people take their water quality for granted in the United States and expect clean water to be always available. I am very proud of our employees who work hard and worry about water quality so that you do not have to. We have rigorous safeguards in place to help provide water to you that meets or surpasses increasingly stringent water quality standards.

Across California, we conducted approximately 650 distinct types of tests on more than 25,000 water samples for nearly 3,000 constituents last year. We are proud and pleased to confirm that those tests showed that we met every primary and secondary state and federal water quality standard.

IMPROVING INFRASTRUCTURE: Last year, we invested more than \$130 million in water infrastructure in the California communities we serve. This investment helps maintain the safety and reliability of the facilities and technology needed to draw, treat, and distribute water. This investment also helps bolster our conservation efforts and strengthen our wildfire resiliency across the state.

VALUE: While costs to provide water service continue to increase across the country, our investments help us provide high quality water service that remains an exceptional value for such an essential service. We also have great conservation programs to help you reduce your bill, and low-income assistance for those in need.

If you have any questions or concerns, you can contact us by phone, email or online at www.californiaamwater.com.

Please take the time to review this report as it provides details about the source and quality of your drinking water, using data from water quality testing conducted for your local system between January and December 2023.

We take our duty of being your water provider seriously and are proud of the results you will read about in the attached report.

Kevin Tilden
California American Water

This report contains important information about your drinking water. Translate it or speak with someone who understands it at (888) 237-1333, Monday-Friday, 7 a.m. to 7 p.m.



ATTENTION: Landlords and Apartment Owners

Please share a copy of this notice with your tenants. It includes important information about their drinking water quality.



Mark of
Excellence



EVERY STEP OF THE WAY.

Our team monitors and tests your water at multiple points throughout our process of drawing it from its source, treating it to meet drinking water standards, and distributing it through our pipeline systems. **In fact, American Water performs over one million tests annually for about 100 regulated contaminants, nationwide.**



EXPERTISE. RECOGNIZED AT THE HIGHEST LEVEL.

American Water is an expert in water quality testing, compliance and treatment and has established industry-leading water testing facilities. Our dedicated team of scientists and researchers are committed to finding solutions for water quality challenges and implementing new technologies. American Water is recognized as an industry leader in water quality and works cooperatively with the EPA so that drinking water standards and new regulations produce benefits for customers and public water suppliers. American Water has earned awards from the EPA's Partnership for Safe Water as well as awards for superior water quality from state regulators, industry organizations, individual communities, and government and environmental agencies.



WATER QUALITY. DOWN TO A SCIENCE.

Our team also has access to American Water's Central Laboratory in Belleville, Illinois, which conducts sophisticated drinking water testing and analysis. American Water scientists refine testing procedures, innovate new methods, and set new standards for detecting potentially new contaminants—even before regulations are in place.



MAINTAINING QUALITY FOR FUTURE GENERATIONS.

Just as California American Water is investing in research and testing, we also understand the importance of investing in the infrastructure that provides high-quality water service to you. Last year alone, **we invested more than \$130 million to improve our water and wastewater treatment and pipeline systems.**

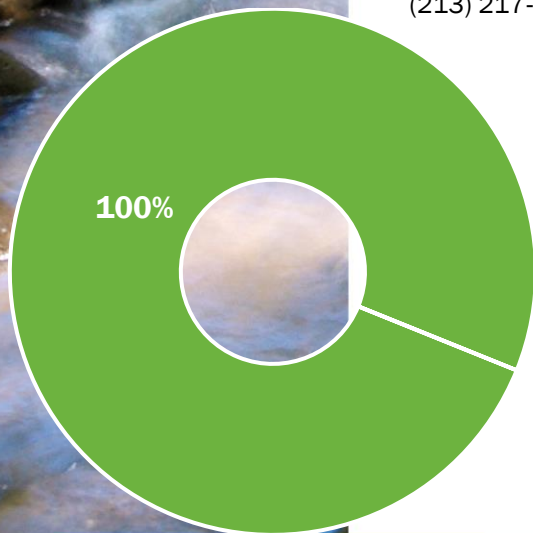
About Your Drinking Water Supply

WHERE YOUR WATER COMES FROM

The Thousand Oaks/Newbury Park water system is served entirely by treated surface water purchased from the Calleguas Municipal Water District. The Calleguas Municipal Water District is an authorized wholesaler of treated surface water received from the Metropolitan Water District of Southern California's (MWDSC) Jensen and Weymouth water treatment plants. The sources of the raw surface water are the Sacramento and Colorado Rivers. These waters are conveyed to Southern California via the California Aqueduct (also known as the State Water Project) and the Colorado River Aqueduct. Drinking water treatment technologies used for this imported water included coagulation, flocculation, sedimentation, filtration, and disinfection. California American Water purchases and distributes this treated surface water for residential and commercial use throughout Thousand Oaks and Newbury Park. For more information, please refer to the websites listed in the Water Information Sources section for California American Water, Calleguas Municipal Water District, and the Metropolitan Water District of Southern California.

NOTICE OF SOURCE WATER ASSESSMENT (SWA) MWDSC updated its Watershed Sanitary Surveys in 2015 (Colorado River) and 2016 (State Water Project). The surveys included suggestions for how to better protect these source waters. The EPA also requires utilities to complete one SWA that utilizes information collected in the watershed sanitary surveys. The SWA is used to evaluate the vulnerability of water sources to contamination and helps determine whether more protective measures are needed. MWDSC's supplies are most vulnerable to urban/storm water runoff, wildlife, agriculture, recreation and wastewater. A copy of the assessments can be obtained by contacting Metropolitan at (213) 217-6850.

SOURCE OF SUPPLY FOR THE SYSTEM



■ Purchased Water



QUICK FACTS ABOUT THE THOUSAND OAKS SYSTEM

Communities served:

Thousand Oaks and Newbury Park

Water source:

Treated Surface Water

Disinfection treatment:

Surface water supplies are treated with chloramines to maintain water quality in the distribution system.



What are the Sources of Contaminants?

To provide tap water that is safe to drink, EPA and the State Water Resources Control Board prescribe regulations which limit the amount of certain contaminants in water provided by public water systems. U.S. Food and Drug Administration (FDA) regulations establish limits for contaminants in bottled water which must provide the same protection for public health.

Drinking water, including bottled water, may reasonably be expected to contain at least small amounts of some contaminants. The presence of contaminants does not necessarily indicate that water poses a health risk. More information about

contaminants and potential health effects can be obtained by calling the Environmental Protection Agency's Safe Drinking Water Hotline (800-426-4791).

The sources of drinking water (both tap water and bottled water) include rivers, lakes, streams, ponds, reservoirs, springs, aquifers and/or groundwater. As water travels over the surface of the land or through the ground, it dissolves naturally-occurring minerals and, in some cases, radioactive material, and can pick up substances resulting from the presence of animals or from human activity.

SPECIAL HEALTH INFORMATION

Some people may be more vulnerable to contaminants in drinking water than the general population. Immuno-compromised persons such as persons with cancer undergoing chemotherapy, persons who have undergone organ transplants, people with HIV/AIDS or other immune system disorders, some elderly, and infants can be particularly at risk from infections. These people should seek advice about drinking water from their health care providers. EPA/Centers for Disease Control and Prevention (CDC) guidelines on appropriate means to lessen the risk of infection by *Cryptosporidium* and other microbial contaminants are available from the Safe Drinking Water Hotline (800-426-4791).

CONTAMINANTS THAT MAY BE PRESENT IN SOURCE WATER INCLUDE:

| | |
|--------------------------------------|---|
| Microbial Contaminants | such as viruses and bacteria, which may come from sewage treatment plants, septic systems, agricultural livestock operations, and wildlife. |
| Inorganic Contaminants | such as salts and metals, which can be naturally occurring or may result from urban storm water runoff, industrial or domestic wastewater discharges, oil and gas production, mining, or farming. |
| Pesticides and Herbicides | which may come from a variety of sources, such as agriculture, urban storm water runoff, and residential uses. |
| Organic Chemical Contaminants | including synthetic and volatile organic chemicals, which are by-products of industrial processes and petroleum production, and may also, come from gas stations, urban storm water runoff, and septic systems. |
| Radioactive Contaminants | which can be naturally occurring or may be the result of oil and gas production and mining activities. |



Protecting Your Drinking Water Supply

Protecting drinking water at its source is an important part of the process to treat and deliver high quality water. It takes a community effort to protect our shared water resources. This includes utilities, businesses, residents, government agencies and organizations. Everyone who lives, works, and plays in the area has a role and stake in clean water supplies.

WHAT CAN YOU DO?

Quality drinking water starts upstream. Everyone can help maintain and improve drinking water supplies through the following actions:

- Properly dispose of pharmaceuticals, household chemicals, oils and paints. Materials can impact water ways if poured down the drain, flushed down the toilet, or dumped on the ground.
- Check for leaks from automobiles and heating fuel tanks. Clean up any spills using an absorbent material like cat litter. Sweep up the material and put it in a sealed bag. Check with the local refuse facility for proper disposal.
- Clean up after your pets and limit the use of fertilizers and pesticides.
- Take part in watershed activities.

Report any spills, illegal dumping or suspicious activity to California Governor's Office of Emergency Services (Cal OES) Warning Center here: (800) 852-7550

FOR MORE INFORMATION

To learn more about your water supply and local activities, visit us online at californiaamwater.com or contact the regional Source Water Protection Lead, Mike Phillips at 626-223-9460.

WHAT ARE WE DOING?

Here are a few of the efforts underway to protect our shared water resources:



Community Involvement: We have a proactive public outreach program to help spread the word and get people involved. This includes school education, contests, and other community activities.

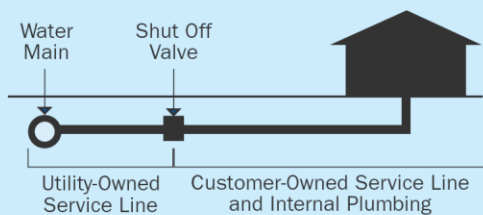


Environmental Grant Program: Each year, we fund projects that improve water resources in our local communities.

About Lead

If present, elevated levels of lead can cause serious health problems, especially for pregnant women and young children. Lead in drinking water is primarily from materials and components associated with service lines and home plumbing. American Water is responsible for providing high quality drinking water but cannot control the variety of materials used in plumbing components. When your water has been sitting for several hours, you can minimize the potential for lead exposure by flushing your tap for 30 seconds to 2 minutes before using water for drinking or cooking. If you are concerned about lead in your water, you may wish to have your water tested. Information on lead in drinking water, testing methods, and steps you can take to minimize exposure is available from the Safe Drinking Water Hotline or at <http://www.epa.gov/safewater/lead>.

UTILITY-OWNED VS. CUSTOMER-OWNED PORTION OF THE SERVICE LINE



Please note: This diagram is a generic representation. Variations may apply.

The most common source of lead in tap water is from the customer's plumbing and their service line.

Our water mains are not made of lead; however, the water service line that carries the water from the water main in the street to your home could be. Homeowners' service lines may be made of lead, copper, galvanized steel or plastic. You can assess your service line material where it enters your home, typically in your basement, crawl space or garage, near the inlet valve.

MINIMIZING YOUR POTENTIAL EXPOSURE

You cannot see, smell or taste lead, and boiling water will not remove lead. Here are steps you can take to reduce your potential exposure if lead exists in your home plumbing.

CHECK YOUR PLUMBING AND SERVICE LINE

If you live in an older home, consider having a licensed plumber check your plumbing for lead. If your service line is made of lead, and you're planning to replace it, be sure to contact us at 1-888-237-1333.



1. Flush your taps. The longer the water lies dormant in your home's plumbing, the more lead it might contain. If the water in your faucet has gone unused for more than six hours, flush the tap with cold water for 30 seconds to two minutes before drinking or using it to cook. To conserve water, catch the running water and use it to water your plants.



2. Use cold water for drinking and cooking. Hot water has the potential to contain more lead than cold water. If hot water is needed for cooking, heat cold water on the stove or in the microwave.



3. Routinely remove and clean all faucet aerators.



4. Look for the "Lead Free" label when replacing or installing plumbing fixtures.



5. Follow manufacturer's instructions for replacing water filters in household appliances, such as refrigerators and ice makers, as well as home water treatment units and pitchers. Look for NSF 53 certified filters.



6. Flush after plumbing changes. Changes to your service line, meter, or interior plumbing may result in sediment, possibly containing lead, in your water supply. Remove the strainers from each faucet and run the water for 3 to 5 minutes.





Determining Your Service Line Material

Homeowners' service lines are most commonly made of lead, copper, galvanized steel or plastic. Homes built before 1930 are more likely to have lead plumbing systems.

There are different ways that you can determine if you have a lead service line.

- You can access your service line material where it enters your home, typically in your basement, crawl space or garage, near the inlet valve and identify the pipe material using the chart on the right.
- A licensed and insured plumber can inspect your pipes and plumbing.
- Lead test kits can be purchased at local hardware and home improvement stores. These kits are used to test paint, but can also be used to test pipe – not the water inside. Look for an EPA recognized kit. Wash your hands after inspecting plumbing and pipes.

TYPES OF PIPE

| | |
|---|---|
|  | <ul style="list-style-type: none">• Galvanized: A dull, silver-gray color. Use a magnet - strong magnets will typically cling to galvanized pipes. |
|  | <ul style="list-style-type: none">• Copper: The color of a copper penny. |
|  | <ul style="list-style-type: none">• Plastic: Usually white, rigid pipe that is jointed to water supply piping with a clamp. Note: It can be other colors, including blue and black. |
|  | <ul style="list-style-type: none">• Lead: A dull, silver-gray color that is easily scratched with a coin. Use a magnet - strong magnets will <u>not</u> cling to lead pipes. |

YOUR SERVICE LINE MATERIAL

Please note if your service lines contain lead, it does not mean you cannot use water as you normally do. California American Water regularly tests for lead in drinking water and our water meets state and federal water quality regulations, including those set for lead.

For more information on lead in drinking water, please visit <https://www.amwater.com/caaw/Water-Quality-Wastewater-Information/Lead-and-Drinking-Water>



Important Information About **Drinking Water**

NITRATES

Nitrate in drinking water at levels above 10 mg/L is a health risk for infants of less than six months of age. Such nitrate levels in drinking water can interfere with the capacity of the infant's blood to carry oxygen, resulting in a serious illness; symptoms include shortness of breath and blueness of the skin. Nitrate levels above 10 mg/L may also affect the ability of the blood to carry oxygen in other individuals, such as pregnant women and those with certain specific enzyme deficiencies. If you are caring for an infant, or you are pregnant, you should ask advice from your health care provider.

Important Information About **Drinking Water**

FLUORIDE

Fluoride is a naturally occurring substance. It can be present in drinking water from two sources:

1. **By nature** when groundwater comes into contact with fluoride-containing minerals naturally present in the earth; or
2. **By a water purveyor** through addition of fluoride to the water they are providing in the distribution system.

The Thousand Oaks System receives fluoridated water from water purchased from the Calleguas Municipal Water District. Calleguas Municipal Water District is an authorized wholesaler of treated surface water received from the Metropolitan Water District of Southern California's (MWDSC) Jensen treatment plant. MWD treats their water by adding fluoride to the naturally occurring level in order to help prevent dental cavities in consumers. The fluoride levels in the treated water are maintained within a range of 0.6 - 1.0 ppm, as required by State Water Resources Control Board (SWRCB), Division of Drinking Water (DDW). If you have any questions on fluoride, please call California American Water's Customer Service Center at (888) 237-1333.





Water Quality Results

WATER QUALITY STATEMENT

We are pleased to report that during calendar year 2023, the results of testing of your drinking water complied with all state and federal drinking water requirements.

For your information, we have compiled a list in the table below showing the testing of your drinking water during 2023. The Division of Drinking Water allows us to monitor for some contaminants less than once per year because the concentration of the contaminants does not change frequently. Some of our data, though representative, are more than one year old.

Definition of Terms

These are terms that may appear in your report.

Action Level (AL): The concentration of a contaminant, which, if exceeded, triggers treatment or other requirements, that a water system must follow.

DDW: Division of Drinking Water

Level 1 Assessment: A Level 1 assessment is a study of the water system to identify potential problems and determine (if possible) why total coliform bacteria have been found in our water system.

Level 2 Assessment: A Level 2 assessment is a very detailed study of the water system to identify potential problems and determine (if possible) why an E. coli MCL violation has occurred and/or why total coliform bacteria have been found in our water system on multiple occasions.

LRAA: Locational Running Annual Average

Maximum Contaminant Level (MCL): The highest level of a contaminant that is allowed in drinking water. MCLs are set as close to the MCLGs as feasible using the best available treatment technology. Secondary MCLs (SMCL) are set to protect the odor, taste, and appearance of drinking water.

Maximum Contaminant Level Goal (MCLG): The level of a contaminant in drinking water below which there is no known or expected risk to health. MCLGs allow for a margin of safety.

Maximum Residual Disinfectant Level (MRDL): The highest level of disinfectant allowed in drinking water. There is

convincing evidence that addition of a disinfectant is necessary for control of microbial contaminants.

Maximum Residual Disinfectant Level Goal (MRDLG): The level of a drinking water disinfectant below which there is no known or expected risk to health. MRDLGs do not reflect the benefits of the use of disinfectants to control microbial contaminants.

MFL: Million fibers per liter.

micromhos per centimeter ($\mu\text{mhos/cm}$): A measure of electrical conductance.

NA: Not applicable

N/A: No data available

ND: Not detected

Nephelometric Turbidity Units (NTU): Measurement of the clarity, or turbidity, of the water.

Notification Level (NL): The concentration of a contaminant, which, if exceeded, requires notification to DDW and the consumer. Not an enforceable standard.

pH: A measurement of acidity, 7.0 being neutral.

picocuries per liter (pCi/L): Measurement of the natural rate of disintegration of radioactive contaminants in water (also beta particles).

parts per billion (ppb): One part substance per billion parts water, or micrograms per liter.

parts per million (ppm): One part substance per million parts water, or

milligrams per liter.

parts per trillion (ppt): One part substance per trillion parts water, or nanograms per liter.

Primary Drinking Water Standard (PDWS): MCLs for contaminants that affect health along with their monitoring and reporting requirements and water treatment requirements.

Public Health Goal (PHG): The level of a contaminant in drinking water below which there is no known or expected risk to health. PHGs are set by the California EPA.

RAA: Running Annual Average

Secondary Maximum Contaminant Level (SMCL): Secondary MCLs are set to protect the odor, taste, and appearance of drinking water.

SWRCB: State Water Resources Control Board

TON: Threshold Odor Number

Total Dissolved Solids (TDS): An overall indicator of the amount of minerals in water.

Treatment Technique (TT): A required process intended to reduce the level of a contaminant in drinking water.

Variances and Exemptions: State or EPA permission not to meet an MCL or utilize a treatment technique under certain conditions.

%: Percent

MEASUREMENTS

Parts Per Million



in a 10 gallon fish tank

Parts Per Billion



in a 10,000 gallon swimming pool

Parts Per Trillion



in 35 junior size Olympic pools

Water Quality Results

California American Water conducts extensive monitoring to determine if your water meets all water quality standards. The detections of our monitoring are reported in the following tables. While most monitoring was conducted in 2022, certain substances are monitored less than once per year because the levels do not change frequently. For help with interpreting the tables below, see the “Definition of Terms” on the previous page. Some unregulated substances are measured, but maximum contaminant levels have not been established by the government. These contaminants are shown for your information.

NOTE: Regulated contaminants not listed in this table were not found in the treated water supply.

LEAD AND COPPER MONITORING PROGRAM - At least 30 tap water samples collected at customers’ taps every 3 years.

| Substance (with units) | Year Sampled | Compliance Achieved | PHG (MCLG) | Action Level (AL) | 90 th Percentile | No. of Premises Sampled | Premises Above Action Level | Typical Source |
|------------------------|--------------|---------------------|------------|-------------------|-----------------------------|-------------------------|-----------------------------|--|
| Lead (ppb) | 2021 | Yes | 0.2 | 15 | 2.0 | 31 | 0 | Corrosion of household plumbing systems. |
| Copper (ppm) | 2021 | Yes | 0.3 | 1.3 | 0.12 | 31 | 0 | Corrosion of household plumbing systems. |

REVISED TOTAL COLIFORM RULE - At least 70 samples collected each month in the distribution system

| Substance (with units) | Year Sampled | Compliance Achieved | PHG (MCLG) | MCL | Highest Percentage | Typical Source |
|-----------------------------|--------------|---------------------|------------|---------------------------|--------------------|---------------------------------------|
| Total Coliform ¹ | 2023 | Yes | 0 | *TT = Less than 5% | 1.96% | Naturally present in the environment. |
| E. Coli ² | 2023 | Yes | 0 | TT = No confirmed samples | 0 | Human and animal fecal waste. |

NOTE: Coliforms are bacteria that are naturally present in the environment and are used as an indicator of the general bacteriological quality of the water. We are reporting the highest percentage of positive samples / highest number of positive samples in any month.

¹ The Treatment Technique for Total Coliforms requires that if the maximum percentage OR number of total coliform positive samples are exceeded a system assessment must be conducted, any sanitary defects identified, and corrective actions completed. Additional Level 1 Assessments or Level 2 Assessments are required depending on the circumstances.

² The Treatment Technique for E. Coli requires that for any total coliform positive routine sample with one or more total coliform positive check samples and an E. coli positive result for any of the samples a Level 2 Assessment must be conducted, any sanitary defects identified, and corrective actions completed. The E. Coli MCL is exceeded if routine and repeat samples are total coliform-positive and either is E. coli-positive, or the system fails to take repeat samples following an E. coli-positive routine sample, or the system fails to analyze total coliform-positive repeat samples for E. coli.

DISINFECTION BYPRODUCTS - Collected in the Distribution System

| Substance (with units) | Year Sampled | Compliance Achieved | MCLG | MCL | Highest LRAA | Range Detected | Typical Source |
|-------------------------------------|--------------|---------------------|------|-----|--------------|----------------|--|
| Total Trihalomethanes (TTHMs) (ppb) | 2023 | Yes | NA | 80 | 31.9 | 14 to 56 | By-product of drinking water disinfection. |
| Haloacetic Acids (HAA5s) (ppb) | 2023 | Yes | NA | 60 | 10.5 | 1.7 to 14 | By-product of drinking water disinfection. |

NOTE: Compliance is based on the running annual average at each location (LRAA). The Highest LRAA reflects the highest average at any location and the Range Detected reflects all samples used to calculate the running annual averages.

DISINFECTANTS - Collected in the Distribution System

| Substance (with units) | Year Sampled | Compliance Achieved | MRDLG | MRDL | Minimum Chlorine Residual | Compliance Result ² | Range Detected | Typical Source |
|--|--------------|---------------------|-------|------|---------------------------|--------------------------------|----------------|--|
| Distribution System Chlorine Residual (ppm) ¹ | 2023 | Yes | 4 | 4 | 1.29 | 1.56 | 1.29 to 1.73 | Water additive used to control microbes. |

1 - Data represents the average of chlorine residuals measured throughout the distribution system.

2 - Data represents the highest running annual average.

TURBIDITY - Continuous Monitoring at the Treatment Plant

| Substance (with units) | Year Sampled | Compliance Achieved | MCLG | MCL | Highest Single Measurement and Lowest Monthly % of Samples ≤ 0.3 NTU | Typical Source |
|------------------------|--------------|---------------------|------|--|---|----------------|
| Turbidity (NTU) | 2023 | Yes | 0 | TT: Single result >1 NTU | 0.07 | Soil runoff. |
| | 2023 | Yes | NA | TT: At least 95% of samples ≤ 0.3 NTU | 100% | Soil runoff. |

PRIMARY REGULATED SUBSTANCES

| Substance (with units) | Year Sampled | Compliance Achieved | MCL | PHG (MCLG) | MWDC 99% Jensen WTP | | 1% Surface Water Treated by Calleguas | | Typical Source |
|---|--------------|---------------------|------|------------|---------------------------|----------------|---------------------------------------|----------------|---|
| | | | | | Average Compliance Result | Range Detected | Average Compliance Result | Range Detected | |
| Aluminum (ppb) | 2023 | Yes | 1000 | 600 | ND | ND to 83 | ND | ND | Erosion of natural deposits; residual from some surface water treatment processes |
| Fluoride (naturally occurring) (ppm) ¹ | 2023 | Yes | 2.0 | 1 | 0.7 | 0.6 to 1.0 | 1.0 | 0.6 to 1.0 | Water additive that promotes strong teeth |
| Nitrate as N (ppm) | 2023 | Yes | 10 | 10 | 1.0 | 1.0 | ND | ND | Runoff & Leaching from Fertilizer; Erosion of natural deposits |
| Selenium (ppb) | 2023 | Yes | 50 | 30 | ND | ND | 8 | 8 | Erosion of natural deposits |
| Uranium (pCi/L) ² | 2023 | Yes | 20 | 0.43 | 2.0 | 2.0 to 3.0 | 1.5 | 1.5 | Erosion of natural deposits |
| Gross Alpha Particle Activity (pCi/L) | 2023 | YES | 15 | (0) | ND | ND | 3.2 | 3.2 | Erosion of natural deposits |
| Gross Beta Particle Activity (pCi/L) | 2023 | Yes | 50 | (0) | ND | ND | 4.4 | 4.4 | Erosion of natural deposits |

1 - Fluoride: MWDC and Calleguas WTP adjust the natural levels of fluoride in our water supplies to the State Water Resources Control Board, Division of Drinking Waters recommended optimum level of 0.7 ppm.

2 - Uranium: Some people who drink water containing uranium in excess of the MCL over many years may have kidney problems or an increased risk of getting cancer.

SECONDARY REGULATED SUBSTANCES

| Substance (with units) | Year Sampled | Compliance Achieved | SMCL ¹ | MWDC 99% Jensen WTP | | 1% Surface Water Treated by Calleguas | | Typical Source |
|---------------------------------|--------------|---------------------|-------------------|---------------------------|----------------|---------------------------------------|----------------|---|
| | | | | Average Compliance Result | Range Detected | Average Compliance Result | Range Detected | |
| Chloride (ppm) | 2023 | Yes | 500 | 53 | 48 to 58 | 105 | 105 | Leaching from natural deposits |
| Color (color units) | 2023 | Yes | NS | 1 | 1 | ND | ND | Naturally occurring organic materials |
| Odor (Ton Units) | 2023 | Yes | 3 | 2 | 2 | ND | ND | |
| Specific Conductance (mmhos/cm) | 2023 | Yes | 1600 | 591 | 578 to 604 | 752 | 752 | Substances that form ions when in water |
| Sulfate (ppm) | 2023 | Yes | 500 | 104 | 95 to 112 | 98 | 98 | Leaching from natural deposits |
| Total Dissolved Solids (ppm) | 2023 | Yes | 1000 | 362 | 357 to 367 | 420 | 420 | Leaching from natural deposits |

1 - Substances with Secondary MCLs do not have MCLGs; these limits are primarily established to address aesthetic concerns

OTHER SUBSTANCES OF INTEREST

| Substance (with units) | Year Sampled | MWDC 99% Jensen WTP | 1% Surface Water Treated by Calleguas | Comments |
|-----------------------------------|--------------|---------------------------|---------------------------------------|--|
| | | Average or Range Detected | Average or Range Detected | |
| Alkalinity(ppm) | 2023 | 84 to 102 | 120 | Naturally occurring. |
| Boron (ppm) | 2023 | 0.2 | 0.2 | Naturally occurring |
| Calcium (ppm) | 2023 | 39 to 40 | 36 | Leaching from natural deposits |
| Magnesium (ppm) | 2023 | 10 to 12 | 16 | Leaching from natural deposits |
| pH | 2023 | 8.2 to 8.3 | 8.1 | pH is a measure of the acid/base properties of water. |
| Potassium (ppm) | 2023 | 2.4 to 2.6 | 4.0 | Leaching from natural deposits |
| Sodium (ppm) | 2023 | 60 to 68 | 81 | Erosion from naturally occurring deposits: Used in water softener regeneration. |
| Total Hardness (as CaCO3) (ppm) | 2023 | 138 to 153 | 167 | Naturally occurring. |
| Total Organic Carbon (ppm) | 2023 | 1.4 to 2.6 | 1.8 | Naturally occurring |
| Vanadium (ppb) | 2023 | 3.9 | ND | Naturally occurring |
| N-Nitrosodimethylamine (NDMA) ppt | 2023 | 3.5 | ND | Exposures resulted in cancer in a variety of laboratory animals |



CALIFORNIA AMERICAN WATER FACTS AT A GLANCE

- **COMMUNITIES SERVED**
87 communities in
10 counties
- **PEOPLE SERVED**
Approx. 700,000 people
- **EMPLOYEES**
288
- **SYSTEM DELIVERY**
70 million gallons per day (MGD) of
water is produced and treated
- **MILES OF PIPELINE**
2,330 miles of water pipeline
and 48.5 miles of wastewater pipe
- **STORAGE**
184 water storage facilities

About Us

American Water (NYSE: AWK) is the largest regulated water and wastewater utility company in the United States. With a history dating back to 1886, We Keep Life Flowing® by providing safe, clean, reliable and affordable drinking water and wastewater services to more than 14 million people with regulated operations in 14 states and on 18 military installations. American Water's 6,500 talented professionals leverage their significant expertise and the company's national size and scale to achieve excellent outcomes for the benefit of customers, employees, investors and other stakeholders.

California American Water, a subsidiary of American Water, provides high-quality and reliable water and wastewater services to approximately 700,000 people. For more information, visit californiaamwater.com and follow us on X, Facebook, Instagram and YouTube.



How to Contact Us

If you have any questions about this report, your drinking water, or service, please contact California American Water's Customer Service Center Monday to Friday, 7 a.m. to 7 p.m. at 1-888-237-1333.

WATER INFORMATION SOURCES

California American Water
www.californiaamwater.com

State Water Resources Control Board (State Board),
Division of Drinking Water (DDW):
www.waterboards.ca.gov/drinking_water/programs/index.shtml

Metropolitan Water District of Southern California:
www.mwdh2o.com

Calleguas Municipal Water District:
www.calleguas.com

United States Environmental Protection Agency (USEPA):
www.epa.gov/safewater

Safe Drinking Water Hotline: (800) 426-4791

Centers for Disease Control and Prevention: www.cdc.gov

American Water Works Association: www.awwa.org

Water Quality Association: www.wqa.org

National Library of Medicine/National Institute of Health:
www.nlm.nih.gov/medlineplus/drinkingwater.html

This report contains important information about your drinking water. Translate it, or speak with someone who understands it at 1-888-237-1333.

This report contains important information about your drinking water. Translate it, or speak with someone who understands it at 1-888-237-1333.

Este informe contiene información muy importante sobre su agua potable. Tradúzcalo o hable con alguien que lo entienda bien al 1-888-237-1333.

Ntawm no yog ib co lus qhia tseem ceeb heev txog koj cov dej seb huv npaum li cas. Yog tias koj xav tau kev pab txhais cov lus qhia no, thov hu rau peb ntawm 1-888-237-1333.

這是關於您的水質的十分重要的資訊。如果您需要幫助翻譯此資訊請致電 **1-888-237-1333** 與我們聯繫。

आपके पानी की गुणवत्ता के बारे में यह बहुत महत्वपूर्ण सूचना है। यदि इस सूचना के अनुवाद के लिए आपको सहायता की जरूरत हो, तो कृपया **1-888-237-1333** र हमें काल करें।

Это очень важная информация о качестве Вашей воды. Если Вам требуется перевод этой информации, позвоните нам по телефону 1-888-237-1333.

Ito ay isang napakahalagang impormasyon tungkol sa kalidad ng iyong tubig. Kung iyong kailangan ng tulong sa pagsalin ng impormasyon na ito, mangyaring tumawag sa amin sa 1-888-237-1333.

Đây là thông tin rất quan trọng về chất lượng nước của quý vị. Nếu quý vị cần thông dịch thông tin này, xin gọi chúng tôi theo số 1-888-237-1333.